



DTW BLINDER 700 IP™

SKU# DTW700

The IP65 rated DTW Blinder 700 IP™ is a 700W LED blinder luminaire featuring (4) high powered 175W 2-in-1 Warm White / Amber COB LEDs, pixel control, each pixel producing a 15° narrow beam angle with included fresnel lens filters or a 67° wide beam with lens removed, a unique "Dim-to-Warm" function that allows dimming from 1,800K to 3,200K, manual adjustable pan focus, electronic strobe and variable dimming curve effects, flicker free operation for TV and Film, RDM (Remote Device Management), IP rated 5pin DMX and powerCON TRUE1 in/out connections, LCD menu display with 4 touch button control panel, integrated yoke and side mounting brackets, and a multi-voltage universal auto switching power supply (100-250v).



FEATURES

IP65 Rated 700W COB LED Blinder Luminaire

(4) 175W 2-in-1 Warm White / Amber COB LEDs

>10,000 Lumens | >92 CRI

Pixel Control

15° Narrow Beam with included Fresnel Lens

67° Wide Beam with Fresnel Lens Removed

Dim-to-Warm Channel Control (1,800 - 3,200K)

RDM (Remote Device Management)

Flicker Free Operation for Broadcast TV and FILM

Rugged Die-Cast Aluminum Exterior

Multiple Unit Power Linking



ELATION | DTW BLINDER 700 IP™ | Product Specification Sheet

Specifications are subject to change without notice ©Elation Professional 08/02/17

Elation Professional USA | 6122 S. Eastern Ave. | Los Angeles, CA. 90040
323-582-3322 | 323-832-9142 fax | www.elationlighting.com | info@elationlighting.com

Elation Professional B.V. | Junostraat 2 | 6468 EW Kerkrade, The Netherlands
+31 45 546 85 66 | +31 45 546 85 96 fax | www.elationlighting.eu | info@elationlighting.eu

PRODUCT SPECIFICATIONS

SOURCE

(4) 175W 2-in-1 Warm White / Amber COB LEDs
50,000 Hour Average LED Life*

*LED Life may vary depending on several factors including but not limited to: Environmental Conditions, Power/Voltage, and Usage Patterns (On-Off Cycling, Control and Dimming).

PHOTOMETRIC DATA

7,719 LUX 717 FC @9.8' (3m) (15° Fresnel Lens Full ON)
1,014 LUX 94 FC @9.8' (3m) (67° No Lens Full ON)

EFFECTS

Pixel Control
15° Narrow Beam Angle with Included Fresnel Lens
67° Wide Beam Angle with Fresnel Lens Removed
Unique Dim-to-Warm Channel Control (1.800K - 3.200K)
Electronic Strobe and Variable Dimming Curves

COLOR

Warm White / Amber

CONTROL / CONNECTIONS

(9) DMX Channel Modes (13 Total Channels)
RDM (Remote Device Management)
(4) Button TouchControl Panel
IP Rated 5pin DMX In/Out
powerCON TRUE 1 In/Out

SIZE / WEIGHT

Length: 15.7" (400mm)
Width: 9.5" (241mm)
Horizontal Height: 16.14" (410mm)
Weight: 28.0 lbs. (12.7 kg)

ELECTRICAL / THERMAL

AC 110-240V - 50/60Hz
680W Max Power Consumption
Multiple Unit Power Linking
5°F to 113°F (-15°C to 45°C)

INCLUDED ITEMS

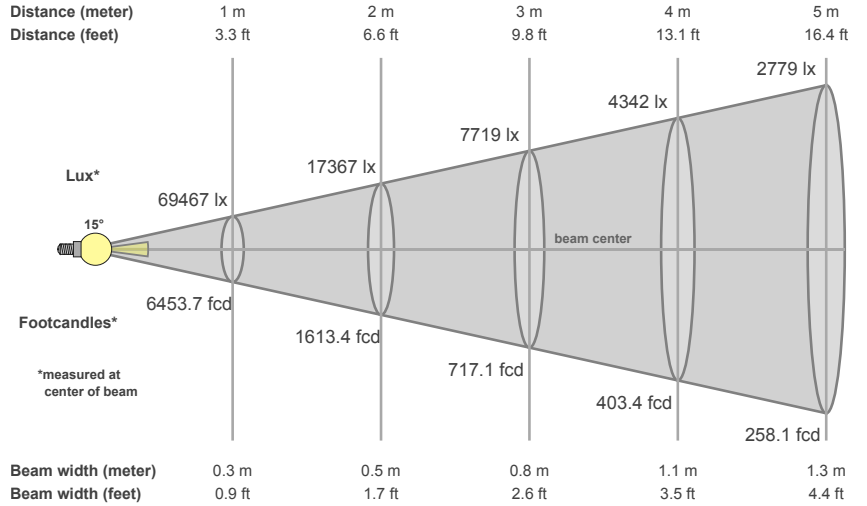
(4) 15° Narrow Beam Fresnel Lens
powerCON TRUE1 Power Cable

APPROVALS / RATINGS

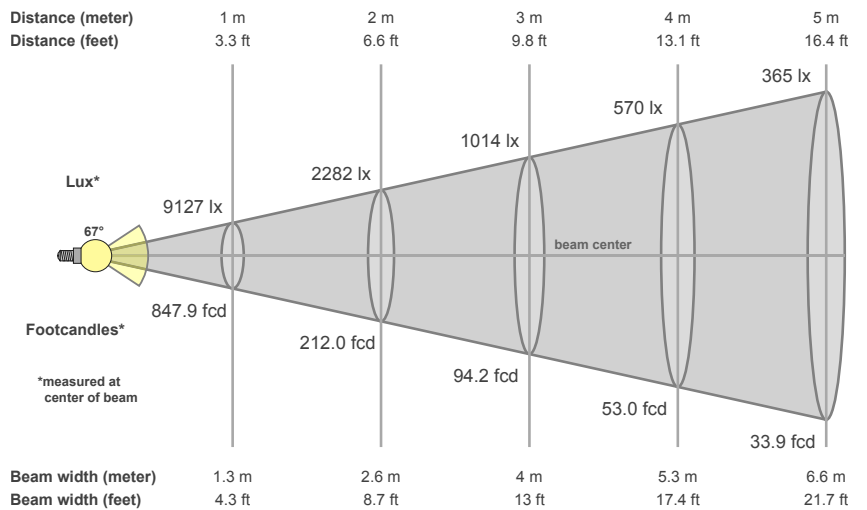


PHOTOMETRIC DATA

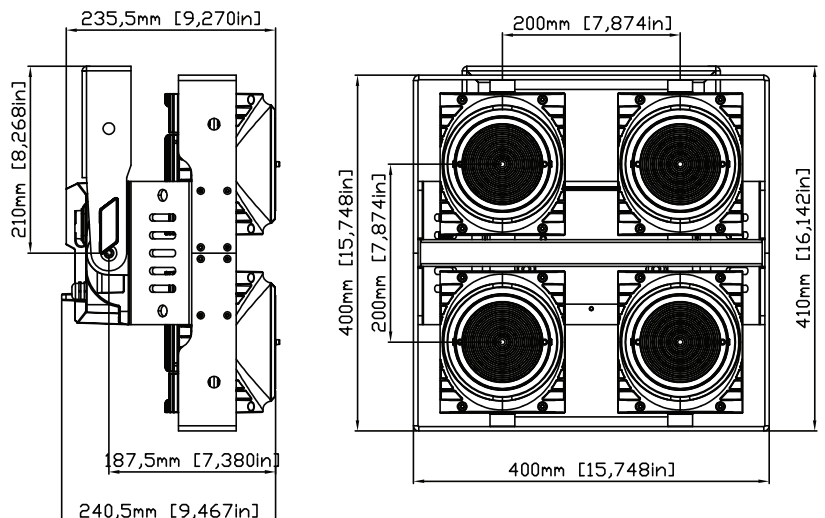
***with included Fresnel lens attached**



***NO Fresnel lens attached**



DIMENSIONAL DIAGRAMS



OPTIONAL ACCESSORIES

ORDER CODE	ITEM
NARROW CLAMP	PRO 2" Wrap Around Clamp
805000053	Omega Bracket (107mm)
NEU088	3 ft. (1m) PowerCON TRUE1 Power Link Cable
	Additional cable lengths available



Specifications are subject to change without notice ©Elation Professional 08/02/17

Elation Professional USA | 6122 S. Eastern Ave. | Los Angeles, CA. 90040
323-582-3322 | 323-832-9142 fax | www.elationlighting.com | info@elationlighting.com

Elation Professional B.V. | Junostraat 2 | 6468 EW Kerkrade, The Netherlands
+31 45 546 85 66 | +31 45 546 85 96 fax | www.elationlighting.eu | info@elationlighting.eu